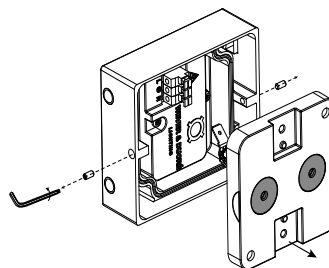


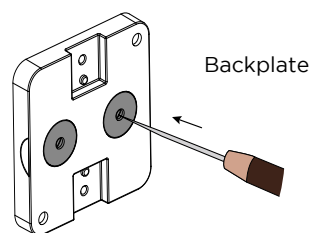
FREQUENTLY ASKED QUESTIONS

HOW TO USE AN IP GASKET CORRECTLY?

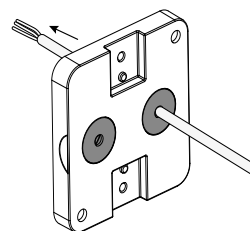
- Remove the backplate from the luminaire



- Use only a fine tool (and no cutting tool) to puncture the center of the gasket.



- Pull the cable through the back plate.



- Choose which gasket you require, depending on the thickness/diameter of the incoming wire. If the pre-installed gasket is not the size you need, it can be replaced with one of the other supplied types.

	A	B	C
<p>use pin to make hole, not a knife</p>			
CABLE			
TYPE	ROUND H05RN-F H07RN8-F H07RN-F	ROUND H05RN-F	ROUND
OUTSIDE Ø	min 6.8mm max 8.9mm	min 5mm max 6.8mm	min 1.5mm max 2.6mm
CONDUCTION SECTION	2or3x 0.75mm ² 2or3x 1.0mm ² 2or3x 1.5mm ²	2or3x 0.75mm ² 2x 1.0mm ²	0.75mm ² 1.5mm ²

