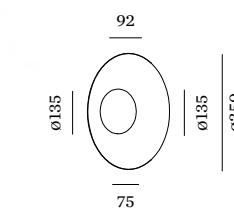





CLEA

WALL SURFACE



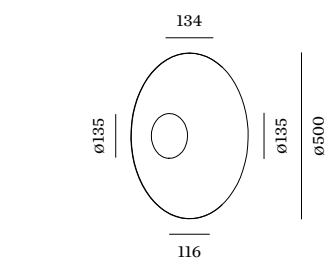
1.0

LED COB 10W | phase-cut dim
220-240VAC | 50-60Hz | incl. driver
aluminium wet painted
white opal glass hand blown

⊕ IP20 SDCM2 L80|50K 0.78kg

CODE	
	181484W_
	181484SG_
	181484FJ_
	181484B_

LIGHT COLOUR	LUMEN CRI	CODE
2700K	610 >90	3
3000K	655 >90	5



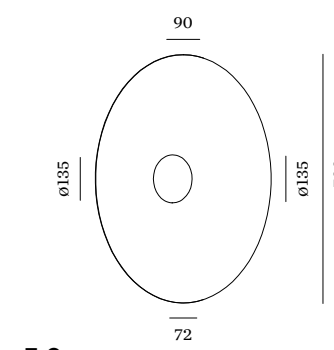
2.0

LED COB 10W | phase-cut dim
220-240VAC | 50-60Hz | incl. driver
aluminium wet painted
white opal glass hand blown

⊕ IP20 SDCM2 L80|50K 1.31kg

CODE	
	181584W_
	181584SG_
	181584FJ_
	181584B_

LIGHT COLOUR	LUMEN CRI	CODE
2700K	610 >90	3
3000K	655 >90	5



3.0

LED COB 10W | phase-cut dim
220-240VAC | 50-60Hz | incl. driver
aluminium wet painted
white opal glass hand blown

⊕ IP20 SDCM2 L80|50K 2.09kg

CODE	
	181684W_
	181684SG_
	181684FJ_
	181684B_

LIGHT COLOUR	LUMEN CRI	CODE
2700K	610 >90	3
3000K	655 >90	5