



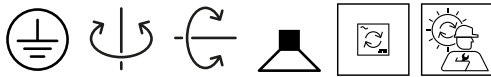
PROJECT

TYPE

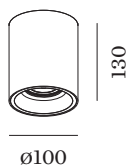
NOTES

QUANTITY

DATE



Cylindrical ceiling surface mounted downlight made from die-cast aluminium; adjustable; surface White Matt + Gold; wet painted, matt smooth; RAL 9010; with COB (Chip on Board) technology for maximum efficiency; phase-cut dim; light colour 3000 K; ≤ 2 SDCM (initial MacAdam); CRI ≥ 90 ; beam angle 15°; 355° rotatable and 25° tiltable; degree of protection IP20; Class 1; driver included; light source replaceable by Wever & Ducré or by a professional with explicit authorization; control gear replaceable by end-user;



LUMINAIRE

Ceiling
Surface
tilt max 25 °
rotation 355 °
White Matt + Gold
RAL 9010 ^a
IP20
Interior
875 lm

LED Module

3000 K
CRI ≥ 90
L80 / 50000h
 ≤ 2 SDCM (initial MacAdam)
1060 lm
121 lm/W ^b

Optical

Narrow
beam angle 15°
CIE flux code: 88 99 100 100
100

Electrical

phase-cut dim
220 - 240 V
system 12.2 W
Class I
Standard

Physical

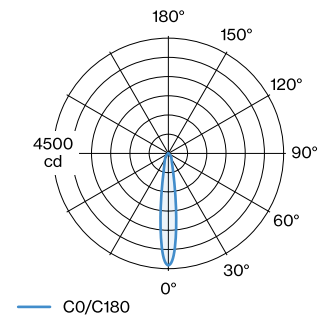
diameter 100 mm
height 130 mm
0.65 kg

datasheet.quicksum.material

Aluminium

^a Colour may deviate slightly due to production conditions
^b Without electrical and optical losses

LIGHT DISTRIBUTION





CONE DIAGRAM

narrow 16°

h (m)	E0° (lx)	Ø (m)
1	4370	0.28
2	1090	0.55
3	490	0.83
4	270	1.11
5	170	1.39

Maintenance Factor

Operating Time [h]	10.000	20.000	30.000	40.000	50.000
LLMF	0.96	0.92	0.88	0.85	0.81
LSF	1	1	1	1	1

MF LMF × RSMF × LLMF × LSF

MF Maintenance Factor

LMF^a Luminaire Maintenance Factor

RSMF^a Room Surface Maintenance Factor

LLMF Lamp Lumens Maintenance Factor

LSF Lamp Survival Factor

^aAccording to "CIE 97, Maintenance of indoor electric lighting systems", 2005, ISBN 3-900-734-34-8. The values must be determined by the planner.

OTHER ACCESSORIES

Metal spring clip

Type	Colour	Voltage	Ø (MM)	Item number
MR16 LED PAR16 max. 12W			59	90019700

Spring clip

Type	Colour	Voltage	Ø (MM)	Item number
MR16 LED PAR16 max. 12W	Black		59	900198B0
MR16 LED PAR16 max. 12W	Gold		59	900198G0
MR16 LED PAR16 max. 12W	Champagne		59	900198M0
MR16 LED PAR16 max. 12W	Bronze		59	900198Q0
MR16 LED PAR16 max. 12W	Silver		59	900198S0
MR16 LED PAR16 max. 12W	White		59	900198W0