

# BOX

## WALL mini 2.0

301120W0

Project

Type

Notes

Quantity

Date

### GENERAL

Wall , Surface

White Matt

RAL 9010 <sup>a</sup>

IP20

Interior

Indirect 465<sup>b</sup> to 505<sup>c</sup> lm

Direct 465<sup>b</sup> to 505<sup>c</sup> lm

Total 930<sup>b</sup> to 1010<sup>c</sup> lm

CIE flux code: 94 98 100 50 91

### LED

Lamp 2 x PAR16

Socket GU10

max. per socket 12.0 W

CRI ≥ 90

### ELECTRICAL

100 - 240 V

LED Inset 13.0 W

Class 1

### PHYSICAL

Length 67 mm

Width 67 mm


Height 200 mm

0.44 kg

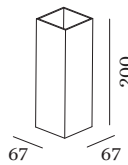
<sup>a</sup> Color may deviate slightly due to production conditions.

<sup>b</sup> PAR16 LAMP 2700K CRI90

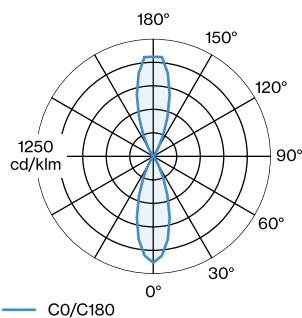
<sup>c</sup> PAR16 LAMP 3000K CRI90



Rectangular wall surface luminaire made from aluminium; surface White Matt; powder coated; matt texture; RAL 9010; direct/indirect light distribution; lamp socket GU10; lamp type PAR16; 2x max. 12W; 100 - 240 V; lamp not included; degree of protection IP20; PC1;



### LIGHT DISTRIBUTION



BOX

WALL mini 2.0

301120W0

LAMPS

PAR16 LED Lamp

TYPE	COLOUR	Ø · H (MM)	ORDERCODE
2700K   >90 CRI   GU10	Black	ø50 · 60	9 0 1 2 2 8 B 3
3000K   >90 CRI   GU10	Black	ø50 · 60	9 0 1 2 2 8 B 5
2700K   >90 CRI   GU10	White	ø50 · 60	9 0 1 2 2 8 W 3
3000K   >90 CRI   GU10	White	ø50 · 60	9 0 1 2 2 8 W 5
2700K   >80 CRI   GU10	Silver	ø50 · 60	9 0 5 2 2 7 S 2
3000K   >80 CRI   GU10	Silver	ø50 · 60	9 0 5 2 2 7 S 4