



WEVER & DUCRÉ  
LIGHTING

# ROOMOR FLOOR 1.3

638120BK3

Project

Type

Notes

Quantity

Date

## GENERAL

Floor , Standing

Tilt max 45°

Rotation 30°

Black Matt

Mounting Black Matt

RAL 9005<sup>a</sup>

Shade Black Matt + Gold

IP20

Interior

Output: 450<sup>b</sup>, 465<sup>c</sup> lm

CIE flux code: 94 98 100 100 97

## LED

Lamp PAR16

Socket GU10

max. per socket 15.0 W

CRI ≥ 90

## OPTICAL

Shade 3.0

## ELECTRICAL

100 - 240 V

LED Inset 6.5 W

Class 1

## PHYSICAL

Diameter 405 mm

Height 1590 mm

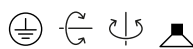
6.4 kg

cable plug with floor switch

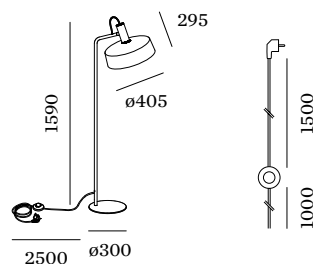
<sup>a</sup> Color may deviate slightly due to production conditions.

<sup>b</sup> PAR16 LAMP 2700K CRI90

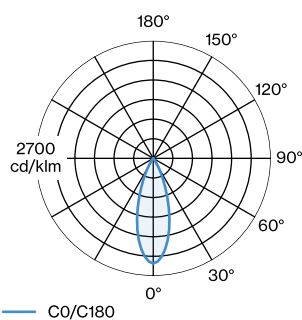
<sup>c</sup> PAR16 LAMP 3000K CRI90



Free standing luminaire made from aluminium; surface Black Matt wet painted; matt texture; RAL 9005; cable plug with floor switch; shade Black Matt + Gold ; wet painted; matt texture; lamp socket GU10; lamp type PAR16; max. 15W; 100 - 240 V; 30° rotatable and 45° tiltable; degree of protection IP20; PC1; lamp not included;



## LIGHT DISTRIBUTION



ROOMOR  
FLOOR 1.3

638120BK3

LAMPS

PAR16 LED Lamp

TYPE	COLOUR	Ø · H (MM)	ORDERCODE
2700K   >90 CRI   GU10	Black	ø50 · 60	9 0 1 2 2 8 B 3
3000K   >90 CRI   GU10	Black	ø50 · 60	9 0 1 2 2 8 B 5
2700K   >90 CRI   GU10	White	ø50 · 60	9 0 1 2 2 8 W 3
3000K   >90 CRI   GU10	White	ø50 · 60	9 0 1 2 2 8 W 5
2700K   >80 CRI   GU10	Silver	ø50 · 60	9 0 5 2 2 7 S 2
3000K   >80 CRI   GU10	Silver	ø50 · 60	9 0 5 2 2 7 S 4