



WEVER & DUCRÉ
LIGHTING

ROOMOR FLOOR 1.3

638120BF3

Project

Type

Notes

Quantity

Date

GENERAL

Floor , Standing

Tilt max 45°

Rotation 30°

Black Matt

Mounting Black Matt

RAL 9005 ^a

Shade Felt Grey

IP20

Interior

Output: 450^b, 465^c lm

CIE flux code: 94 98 100 100 97

LED

Lamp PAR16

Socket GU10

max. per socket 15.0 W

CRI ≥ 90

OPTICAL

Shade 3.0

ELECTRICAL

100 - 240 V

LED Inset 6.5 W

Class 1

PHYSICAL

Diameter 405 mm

Height 1590 mm

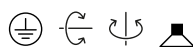
6.5 kg

cable plug with floor switch

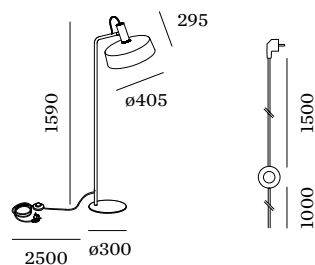
^a Color may deviate slightly due to production conditions.

^b PAR16 LAMP 2700K CRI90

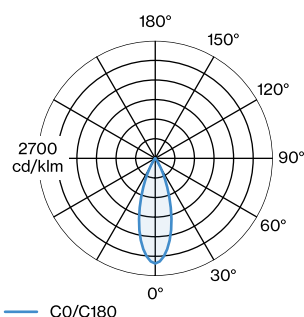
^c PAR16 LAMP 3000K CRI90



Free standing luminaire made from aluminium; surface Black Matt wet painted; matt texture; RAL 9005; cable plug with floor switch; shade Felt Grey; lamp socket GU10; lamp type PAR16; max. 15W; 100 - 240 V; 30° rotatable and 45° tiltable; degree of protection IP20; PC1; lamp not included;



LIGHT DISTRIBUTION



ROOMOR
FLOOR 1.3

638120BF3

LAMPS

PAR16 LED Lamp

| TYPE | COLOUR | Ø · H (MM) | ORDERCODE |
|------------------------|--------|------------|-----------------|
| 2700K >90 CRI GU10 | Black | ø50 · 60 | 9 0 1 2 2 8 B 3 |
| 3000K >90 CRI GU10 | Black | ø50 · 60 | 9 0 1 2 2 8 B 5 |
| 2700K >90 CRI GU10 | White | ø50 · 60 | 9 0 1 2 2 8 W 3 |
| 3000K >90 CRI GU10 | White | ø50 · 60 | 9 0 1 2 2 8 W 5 |
| 2700K >80 CRI GU10 | Silver | ø50 · 60 | 9 0 5 2 2 7 S 2 |
| 3000K >80 CRI GU10 | Silver | ø50 · 60 | 9 0 5 2 2 7 S 4 |