



WEVER & DUCRÉ
LIGHTING

CENO SURFACE 1.0

176664B5

GENERAL

Ceiling , Surface

Tilt max 90°

Rotation 350°

Black Matt

RAL 9005 ^a

IP20

Interior

Output: 540 lm

CIE flux code: 99 100 100 100 100

LED

3000 K

CRI ≥ 90

L70 / 55000h

2 SDCM

OPTICAL

Medium , Beam angle 31°

ELECTRICAL

phase-cut dim

220 - 240 V

Total connected power 8.8 W

Class 1

PHYSICAL

Diameter 35 mm

Height 55 mm

0.21 kg

^a Color may deviate slightly due to production conditions.


Project

Type

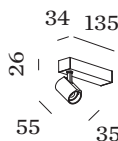
Notes

Quantity

Date



Ceiling surface spotlight made from die-cast aluminium; with rectangular base; surface Black Matt; powder coated, matt texture; RAL 9005; inner ring black; with COB (Chip on Board) technology for maximum efficiency; phase-cut dim; light colour 3000 K; binning initial MacAdam ≤ 2 SDCM; CRI ≥ 90; beam angle 31°; 220 - 240 V; 350° rotatable and 90° tiltable; degree of protection IP20; PC1; driver included; optional honeycomb louver available, to reduce glare; light source replaceable by an authorized professional; control gear replaceable by end-user;

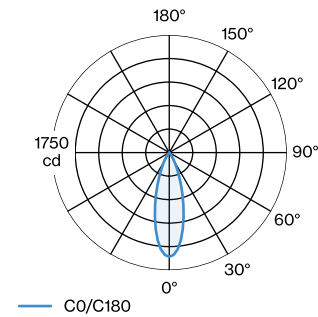


CENO

SURFACE 1.0

176664B5

LIGHT DISTRIBUTION



CONE DIAGRAM

medium 31°

h (m)	E0° (lx)	ø (m)
1	1550	0.56
2	390	1.12
3	170	1.68
4	100	2.23
5	60	2.79

OPTICAL

Honeycomb Louver

TYPE	Ø (MM)	ORDERCODE
BLIEK PETIT CENO LECA PIRRO	29	9 0 0 5 1 1 3 1