



WEVER & DUCRÉ  
LIGHTING

# CENO SURFACE 4.1

176964K3

## GENERAL

Ceiling , Surface

Tilt max 90°

Rotation 350°

Black Matt + Gold

RAL 9005 <sup>a</sup>

IP20

Interior

Output: 2040 lm

CIE flux code: 99 100 100 100 100

## LED

2700 K

CRI ≥ 90

L70 / 55000h

2 SDCM

## OPTICAL

Medium , Beam angle 31°

## ELECTRICAL

phase-cut dim

220 - 240 V

Total connected power 29.6 W

Class 1

## PHYSICAL

Diameter 34 mm

Height 55 mm

0.78 kg

<sup>a</sup> Color may deviate slightly due to production conditions.


Project

Type

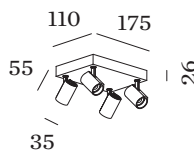
Notes

Quantity

Date



Ceiling surface luminaire with 4 spotlights; made from die-cast aluminium; with rectangular base; surface Black Matt + Gold; wet painted, matt smooth; RAL 9005; inner ring black; with COB (Chip on Board) technology for maximum efficiency; phase-cut dim; light colour 2700 K; binning initial MacAdam ≤ 2 SDCM; CRI ≥ 90; beam angle 31°; 220 - 240 V; 350° rotatable and 90° tiltable; degree of protection IP20; PC1; driver included; optional honeycomb louver available, to reduce glare; light source replaceable by an authorized professional; control gear replaceable by end-user;

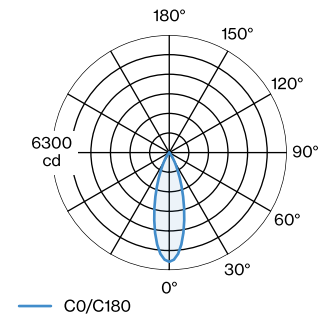


CENO

SURFACE 4.1

176964K3

LIGHT DISTRIBUTION



CONE DIAGRAM

medium 31°

h (m)	E0° (lx)	ø (m)
1	1460	0.56
2	370	1.12
3	160	1.68
4	90	2.23
5	60	2.79

OPTICAL

Honeycomb Louver

TYPE	Ø (MM)	ORDERCODE
BLIEK PETIT   CENO   LECA   PIRRO	29	9 0 0 5 1 1 3 1