



WEVER & DUCRÉ
LIGHTING

PIRRO SPOT SURFACE 1.0

151164K3

GENERAL

Ceiling , Surface

Black Matt + Gold

RAL 9005 ^a

IP20

Interior

Output: 355 lm

CIE flux code: 99 100 100 100 100

LED

2700 K

CRI ≥ 90

L70 / 55000h

2 SDCM

OPTICAL

Medium , Beam angle 32°

ELECTRICAL

phase-cut dim

220 - 240 V

Total connected power 5.5 W

Class 1

PHYSICAL

Length 50 mm

Width 50 mm

Height 80 mm

0.2 kg

^a Color may deviate slightly due to production conditions.


Project

Type

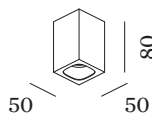
Notes

Quantity

Date



Squared ceiling surface mounted downlight made from die-cast aluminium; housing Black Matt powder coated; matt texture; with reflector in Gold wet painted; matt smooth; with COB (Chip on Board) technology for maximum efficiency; phase-cut dim; light colour 2700 K; binning initial MacAdam ≤ 2 SDCM; CRI ≥ 90 ; degree of protection IP20; PC1; UGR ≤ 13 ; VDU compatible workplace luminaire according to DIN EN 12464-1; luminance above 65° ≤ 1500 cd/m²; driver included; optional honeycomb louver available, to reduce glare; light source replaceable by an authorized professional; control gear replaceable by end-user;

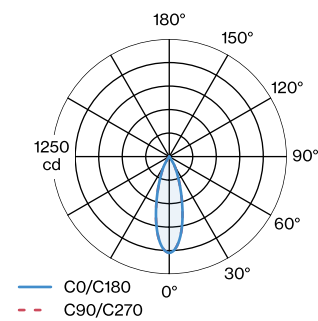


PIRRO

SPOT SURFACE 1.0

151164K3

LIGHT DISTRIBUTION



Maintenance Factors

Operating Time [h]	10 000	20 000	30 000	40 000	50 000
LLMF	0.9	0.88	0.85	0.83	0.81
LSF	1	1	1	1	1

MF	$LMF \times RSMF \times LLMF \times LSF$	RSMF ^a	Room Surface Maintenance Factor
MF	Maintenance Factor	LLMF	Lamp Lumens Maintenance Factor
LMF ^a	Luminaire Maintenance Factor	LSF	Lamp Survival Faktor

^a According to “CIE 97, Maintenance of indoor electric lighting systems”, 2005, ISBN 3-900-734-34-8. The values must be determined by the planner.

OPTICAL

Honeycomb Louver

TYPE	Ø (MM)	ORDERCODE
BLIEK PETIT CENO LECA PIRRO	29	9 0 0 5 1 1 3 1