



WEVER & DUCRÉ  
LIGHTING

# PIRRO SPOT SURFACE 1.0

151164E3

## GENERAL

Ceiling , Surface

White Matt + Black Matt

IP20

Interior

Output: 340 lm

CIE flux code: 99 100 100 100 100

## LED

2700 K

CRI  $\geq 90$

L70 / 55000h

2 SDCM

## OPTICAL

Medium , Beam angle 32°

## ELECTRICAL

phase-cut dim

220 - 240 V

Total connected power 5.5 W

Class 1

## PHYSICAL

Length 50 mm

Width 50 mm

Height 80 mm

0.2 kg


Project

Type

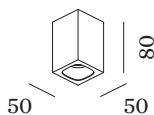
Notes

Quantity

Date



Squared ceiling surface mounted downlight made from die-cast aluminium; housing White Matt powder coated; matt texture; with reflector in Black Matt wet painted; matt fine texture; with COB (Chip on Board) technology for maximum efficiency; phase-cut dim; light colour 2700 K; binning initial MacAdam  $\leq 2$  SDCM; CRI  $\geq 90$ ; degree of protection IP20; PC1; UGR  $\leq 13$ ; VDU compatible workplace luminaire according to DIN EN 12464-1; luminance above 65°  $\leq 1500$  cd/m<sup>2</sup>; driver included; optional honeycomb louver available, to reduce glare; light source replaceable by an authorized professional; control gear replaceable by end-user;

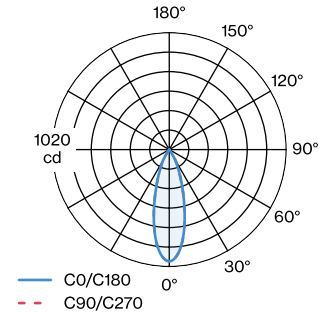


PIRRO

SPOT SURFACE 1.0

151164E3

LIGHT DISTRIBUTION



Maintenance Factors

Operating Time [h]	10 000	20 000	30 000	40 000	50 000
LLMF	0.9	0.88	0.85	0.83	0.81
LSF	1	1	1	1	1

MF	$LMF \times RSMF \times LLMF \times LSF$	RSMF <sup>a</sup>	Room Surface Maintenance Factor
MF	Maintenance Factor	LLMF	Lamp Lumens Maintenance Factor
LMF <sup>a</sup>	Luminaire Maintenance Factor	LSF	Lamp Survival Faktor

<sup>a</sup> According to “CIE 97, Maintenance of indoor electric lighting systems”, 2005, ISBN 3-900-734-34-8. The values must be determined by the planner.

OPTICAL

Honeycomb Louver

TYPE	Ø (MM)	ORDERCODE
BLIEK PETIT   CENO   LECA   PIRRO	29	9 0 0 5 1 1 3 1