



WEVER & DUCRÉ
LIGHTING

CENO WALL 2.0

376264CH3

GENERAL

Wall , Surface

Black Matt + Champagne

IP20

Interior

Indirect 260 lm

Direct 260 lm

Total 520 lm

CIE flux code: 98 100 100 50 100

LED

2700 K

CRI ≥ 90

L70 / 55000h

2 SDCM

OPTICAL

Medium , Beam angle 31°

UGR < 13

≥ 1500 cd/m²

ELECTRICAL

phase-cut dim

220 - 240 V

Total connected power 7.7 W

Class 1

PHYSICAL

Diameter 35 mm

Height 120 mm

0.28 kg

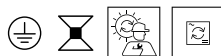

Project

Type

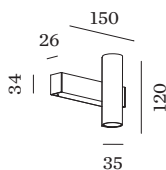
Notes

Quantity

Date



Wall surface luminaire made from die-cast aluminium; surface Black Matt + Champagne; powder coated; matt texture + wet painted; smooth semi glossy; up and down light emission; with COB (Chip on Board) technology for maximum efficiency; phase-cut dim; light colour 2700 K; binning initial MacAdam ≤ 2 SDCM; CRI ≥ 90 ; beam angle 31°; degree of protection IP20; PC1; driver included; optional honeycomb louver available, to reduce glare; light source replaceable by an authorized professional; control gear replaceable by end-user;

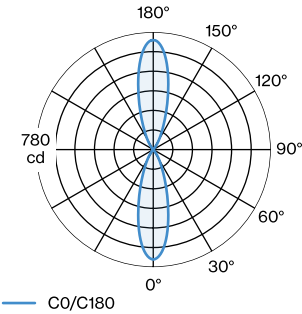


CENO

WALL 2.0

376264CH3

LIGHT DISTRIBUTION



OPTICAL

Honeycomb Louver

TYPE	Ø (MM)	ORDERCODE
BLIEK PETIT CENO LECA PIRRO	29	9 0 0 5 1 1 3 1