



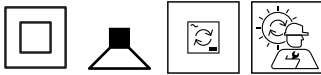
**PROJECT** \_\_\_\_\_

**TYPE** \_\_\_\_\_

**NOTES** \_\_\_\_\_

**QUANTITY** \_\_\_\_\_

**DATE** \_\_\_\_\_



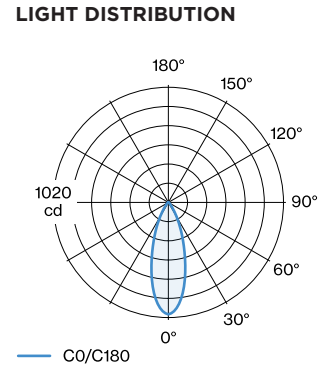
Tubular ceiling suspended luminaire made from die-cast aluminium; No matching RAL; inclusive adjustable cable suspension max. 2500mm in Signal Black; with COB (Chip on Board) technology for maximum efficiency; phase-cut dim; light colour 2700 K;  $\leq 2$  SDCM (initial MacAdam); CRI  $\geq 90$ ; 220 - 240 V; beam angle 33°; degree of protection IP20; Class 2; driver included; light source replaceable by Wever & Ducré or by a professional with explicit authorization; control gear replaceable by end-user;

**LUMINAIRE**

Ceiling
Suspended
Champagne Brushed
No matching RAL
IP20
Interior
455 lm

**LED Module**

2700 K
CRI $\geq 90$
L80 / 50000h
$\leq 2$ SDCM (initial MacAdam)



**Optical**

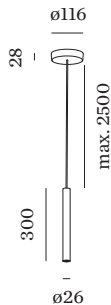
Medium (standard)
beam angle 33°
CIE flux code: 91 97 99 100 100

**Electrical**

phase-cut dim
220 - 240 V
system 8.5 W
Class II
Standard

**Physical**

diameter 26 mm
height 300 mm
0.26 kg





## CONE DIAGRAM

medium (standard) 34°

h (m)	E0° (lx)	ø (m)
1	992	0.62
2	248	1.23
3	110	1.85
4	62	2.47
5	40	3.08

## Maintenance Factor

Operating Time [h]	10.000	20.000	30.000	40.000	50.000
LLMF	0.98	0.95	0.93	0.9	0.88
LSF	1	1	1	1	1

MF  $LMF \times RSMF \times LLMF \times LSF$

MF Maintenance Factor

LMF<sup>a</sup> Luminaire Maintenance Factor

RSMF<sup>a</sup> Room Surface Maintenance Factor

LLMF Lamp Lumens Maintenance Factor

LSF Lamp Survival Factor

<sup>a</sup>According to "CIE 97, Maintenance of indoor electric lighting systems", 2005, ISBN 3-900-734-34-8. The values must be determined by the planner.

## MOUNTING ACCESSORIES

### Hook long

Type	Colour	Voltage	Ø·H (MM)	Item number
for cable 4.25-5.5mm diameter	White		15-49	90052083
for cable 4.25-5.5mm diameter	Black		15-49	90052084

### Linear multi base 2.3

Type	Colour	Voltage	L·W·H (MM)	Item number
3 luminaires	Black		600-34-52	914133B0
3 luminaires	White		600-34-52	914133W0

### Linear multi base 2.6

Type	Colour	Voltage	L·W·H (MM)	Item number
6 luminaires	Black		1200-34-52	914134B0
6 luminaires	White		1200-34-52	914134W0

### Linear multi base 2.9

Type	Colour	Voltage	L·W·H (MM)	Item number
9 luminaires	Black		1800-34-52	914135B0
9 luminaires	White		1800-34-52	914135W0


**Multi chandelier**

Type	Colour	Voltage	Ø-H (MM)	Item number
3 luminaires   narrow slots	Black		380-44	914121BB0
3 luminaires   narrow slots	Black + Aluminium Brushed		380-44	914121BL0
3 luminaires   narrow slots	Black + Champagne		380-44	914121BM0
3 luminaires   narrow slots	Black + Bronze		380-44	914121BQ0
3 luminaires   narrow slots	White		380-44	914121WW0
6 luminaires   narrow slots	Black		380-44	914122BB0
6 luminaires   narrow slots	Black + Aluminium Brushed		380-44	914122BL0
6 luminaires   narrow slots	Black + Champagne		380-44	914122BM0
6 luminaires   narrow slots	Black + Bronze		380-44	914122BQ0
6 luminaires   narrow slots	White		380-44	914122WW0
9 luminaires   narrow slots	Black		380-44	914123BB0
9 luminaires   narrow slots	Black + Aluminium Brushed		380-44	914123BL0
9 luminaires   narrow slots	Black + Champagne		380-44	914123BM0
9 luminaires   narrow slots	Black + Bronze		380-44	914123BQ0
9 luminaires   narrow slots	White		380-44	914123WW0

**Multi chandelier LV**

Type	Colour	Voltage	Ø-H (MM)	Item number
3 luminaires   no slots   always use with hooks	Black		380-44	914161BB0
3 luminaires   no slots   always use with hooks	Black + Aluminium		380-44	914161BL0
3 luminaires   no slots   always use with hooks	Black + Champagne		380-44	914161BM0
3 luminaires   no slots   always use with hooks	Black + Bronze		380-44	914161BQ0
3 luminaires   no slots   always use with hooks	White		380-44	914161WW0
6 luminaires   no slots   always use with hooks	Black		380-44	914162BB0
6 luminaires   no slots   always use with hooks	Black + Aluminium		380-44	914162BL0
6 luminaires   no slots   always use with hooks	Black + Champagne		380-44	914162BM0
6 luminaires   no slots   always use with hooks	Black + Bronze		380-44	914162BQ0
6 luminaires   no slots   always use with hooks	White		380-44	914162WW0
9 luminaires   no slots   always use with hooks	Black		380-44	914163BB0
9 luminaires   no slots   always use with hooks	Black + Aluminium		380-44	914163BL0
9 luminaires   no slots   always use with hooks	Black + Champagne		380-44	914163BM0
9 luminaires   no slots   always use with hooks	Black + Bronze		380-44	914163BQ0
9 luminaires   no slots   always use with hooks	White		380-44	914163WW0

**Semi recessed base round**

Type	Colour	Voltage	Ø-H (MM)	Item number
incl. driver   350 mA	Black		84-72	914152B0
incl. driver   350mA	Aluminium		83-72	914152L0
incl. driver   350mA	Champagne		83-72	914152M0
incl. driver   350mA	Bronze		83-72	914152Q0
incl. driver   350 mA	White		84-72	914152W0

**Single base round**

Type	Colour	Voltage	Ø-H (MM)	Item number
incl. driver	Black		83-39	914112B0
incl. driver	Gold		83-39	914112G0
incl. driver	Aluminium		83-39	914112L0
incl. driver	Champagne		83-39	914112M0
incl. driver	Bronze		83-39	914112Q0
incl. driver	White		83-39	914112W0

**TRACK ACCESSORIES**

279264M3



<b>Track Adapter Type</b>	<b>Colour</b>	<b>Voltage</b>	<b>L·H (MM)</b>	<b>Item number</b>
3-phase track	Black		158·46	914173B0
3-phase track	White		158·46	914173W0