



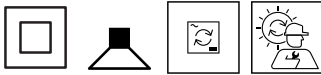
PROJECT

TYPE

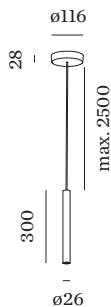
NOTES

QUANTITY

DATE



Tubular ceiling suspended luminaire made from die-cast aluminium; surface Aluminium Brushed; RAL 9006; inclusive adjustable cable suspension max. 2500mm in Signal Black; with COB (Chip on Board) technology for maximum efficiency; phase-cut dim; light colour 2700 K; ≤ 2 SDCM (initial MacAdam); CRI ≥ 90 ; 220 - 240 V; beam angle 33°; degree of protection IP20; Class 2; driver included; light source replaceable by Wever & Ducré or by a professional with explicit authorization; control gear replaceable by end-user;



LUMINAIRE

Ceiling
Suspended
Aluminium Brushed
RAL 9006 ^a
IP20
Interior
435 lm

LED Module

2700 K
CRI ≥ 90
L80 / 50000h
 ≤ 2 SDCM (initial MacAdam)

Optical

Medium (standard)
beam angle 33°
CIE flux code: 91 97 99 100 100

Electrical

phase-cut dim
220 - 240 V
system 8.5 W
Class II
Standard

Physical

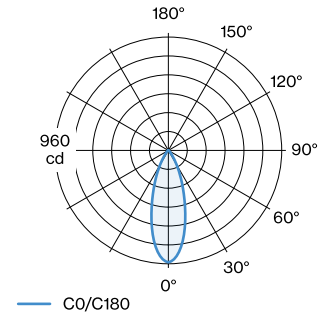
diameter 26 mm
height 300 mm
0.26 kg

datasheet.quicksum.material

Aluminium

^a Colour may deviate slightly due to production conditions

LIGHT DISTRIBUTION



[279264L3] The technical data represent rated values for an ambient temperature of 25°C. The data values for the luminous flux are initially subject to a tolerance of +/- 10%, those for the electrical connected load are initially subject to a tolerance of +/- 10%, and those for the colour temperature are initially subject to a tolerance of +/- 150 K. No liability is assumed for typographical or printing errors. The general terms and conditions of Wever & Ducré BV apply.



CONE DIAGRAM

medium (standard) 34°

h (m)	E0° (lx)	ø (m)
1	948	0.62
2	237	1.23
3	105	1.85
4	59	2.47
5	38	3.08

Maintenance Factor

Operating Time [h]	10.000	20.000	30.000	40.000	50.000
LLMF	0.98	0.95	0.93	0.9	0.88
LSF	1	1	1	1	1

MF LMF × RSMF × LLMF × LSF

MF Maintenance Factor

LMF^a Luminaire Maintenance Factor

RSMF^a Room Surface Maintenance Factor

LLMF Lamp Lumens Maintenance Factor

LSF Lamp Survival Factor

^aAccording to "CIE 97, Maintenance of indoor electric lighting systems", 2005, ISBN 3-900-734-34-8. The values must be determined by the planner.

MOUNTING ACCESSORIES

Hook long

Type	Colour	Voltage	Ø·H (MM)	Item number
for cable 4.25-5.5mm diameter	White		15-49	90052083
for cable 4.25-5.5mm diameter	Black		15-49	90052084

Linear multi base 2.3

Type	Colour	Voltage	L·W·H (MM)	Item number
3 luminaires	Black		600-34-52	914133B0
3 luminaires	White		600-34-52	914133W0

Linear multi base 2.6

Type	Colour	Voltage	L·W·H (MM)	Item number
6 luminaires	Black		1200-34-52	914134B0
6 luminaires	White		1200-34-52	914134W0

Linear multi base 2.9

Type	Colour	Voltage	L·W·H (MM)	Item number
9 luminaires	Black		1800-34-52	914135B0
9 luminaires	White		1800-34-52	914135W0


Multi chandelier

Type	Colour	Voltage	Ø-H (MM)	Item number
3 luminaires narrow slots	Black		380-44	914121BB0
3 luminaires narrow slots	Black + Aluminium Brushed		380-44	914121BL0
3 luminaires narrow slots	Black + Champagne		380-44	914121BM0
3 luminaires narrow slots	Black + Bronze		380-44	914121BQ0
3 luminaires narrow slots	White		380-44	914121WW0
6 luminaires narrow slots	Black		380-44	914122BB0
6 luminaires narrow slots	Black + Aluminium Brushed		380-44	914122BL0
6 luminaires narrow slots	Black + Champagne		380-44	914122BM0
6 luminaires narrow slots	Black + Bronze		380-44	914122BQ0
6 luminaires narrow slots	White		380-44	914122WW0
9 luminaires narrow slots	Black		380-44	914123BB0
9 luminaires narrow slots	Black + Aluminium Brushed		380-44	914123BL0
9 luminaires narrow slots	Black + Champagne		380-44	914123BM0
9 luminaires narrow slots	Black + Bronze		380-44	914123BQ0
9 luminaires narrow slots	White		380-44	914123WW0

Multi chandelier LV

Type	Colour	Voltage	Ø-H (MM)	Item number
3 luminaires no slots always use with hooks	Black		380-44	914161BB0
3 luminaires no slots always use with hooks	Black + Aluminium		380-44	914161BL0
3 luminaires no slots always use with hooks	Black + Champagne		380-44	914161BM0
3 luminaires no slots always use with hooks	Black + Bronze		380-44	914161BQ0
3 luminaires no slots always use with hooks	White		380-44	914161WW0
6 luminaires no slots always use with hooks	Black		380-44	914162BB0
6 luminaires no slots always use with hooks	Black + Aluminium		380-44	914162BL0
6 luminaires no slots always use with hooks	Black + Champagne		380-44	914162BM0
6 luminaires no slots always use with hooks	Black + Bronze		380-44	914162BQ0
6 luminaires no slots always use with hooks	White		380-44	914162WW0
9 luminaires no slots always use with hooks	Black		380-44	914163BB0
9 luminaires no slots always use with hooks	Black + Aluminium		380-44	914163BL0
9 luminaires no slots always use with hooks	Black + Champagne		380-44	914163BM0
9 luminaires no slots always use with hooks	Black + Bronze		380-44	914163BQ0
9 luminaires no slots always use with hooks	White		380-44	914163WW0

Semi recessed base round

Type	Colour	Voltage	Ø-H (MM)	Item number
incl. driver 350 mA	Black		84-72	914152B0
incl. driver 350mA	Aluminium		83-72	914152L0
incl. driver 350mA	Champagne		83-72	914152M0
incl. driver 350mA	Bronze		83-72	914152Q0
incl. driver 350 mA	White		84-72	914152W0

Single base round

Type	Colour	Voltage	Ø-H (MM)	Item number
incl. driver	Black		83-39	914112B0
incl. driver	Gold		83-39	914112G0
incl. driver	Aluminium		83-39	914112L0
incl. driver	Champagne		83-39	914112M0
incl. driver	Bronze		83-39	914112Q0
incl. driver	White		83-39	914112W0

TRACK ACCESSORIES

[279264L3] The technical data represent rated values for an ambient temperature of 25°C. The data values for the luminous flux are initially subject to a tolerance of +/- 10%, those for the electrical connected load are initially subject to a tolerance of +/- 10%, and those for the colour temperature are initially subject to a tolerance of +/- 150 K. No liability is assumed for typographical or printing errors. The general terms and conditions of Wever & Ducré BV apply.

279264L3



Track Adapter Type	Colour	Voltage	L·H (MM)	Item number
3-phase track	Black		158·46	914173B0
3-phase track	White		158·46	914173W0