

FINLIN SUSPENDED 1.0

270184B3

GENERAL

Ceiling , Suspended
Black Matt
RAL 9005 ^a
IP20
Interior
Output: 430 lm

LED

2700 K
CRI ≥ 90
3 SDCM

OPTICAL

Opal

ELECTRICAL

phase-cut dim
220 - 240 V
Total connected power 5.0 W
Class 1

PHYSICAL

Diameter 9 mm
Height 630 mm
0.32 kg

^a Color may deviate slightly due to production conditions.

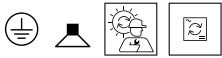

Project _____

Type _____

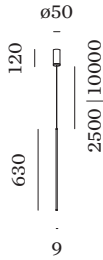
Notes _____

Quantity _____

Date _____



Pendant rod suspension made from aluminium; inclusive adjustable cable suspension max. 2500mm; surface Black Matt; powder coated, matt texture; RAL 9005; opal PMMA diffuser; PCB 3-step binning; phase-cut dim; light colour 2700 K; CRI ≥ 90 ; CRI (Colour Rendering Index) ≥ 90 ; 220 - 240 V; degree of protection IP20; PC1; driver included; light source replaceable by an authorized professional; control gear replaceable by end-user;





WEVER & DUCRÉ
LIGHTING

FINLIN SUSPENDED 1.0

270184B3

MOUNTING

FINLIN COVER PLATE ADAPTER

TYPE	Ø-H (MM)	ORDERCODE
for concrete housings	Ø100-3	9 0 0 1 9 4 B 0