WEVER & DUCRÉ LIGHTING

HEXO 2.0 LED

186658B9

PROJECT

TYPE

NOTES

QUANTITY

DATE



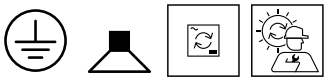

Hexagonal ceiling surface mounted downlight made from die-cast aluminium; surface Black Matt; powder coated; matt texture; RAL 9011; with COB (Chip on Board) technology for maximum efficiency; phase-cut dim; light colour 2000 - 3000 K colour warm dimming; ≤ 3 SDCM (initial MacAdam); CRI ≥ 90; 220 - 240 V; degree of protection IP20; Class 1; UGR ≤ 13; VDU compatible workplace luminaire according to DIN EN 12464-1; luminance above 65° ≤ 1500 cd/m²; optional single inner cover available; light source replaceable by Wever & Ducré or by a professional with explicit authorization; control gear replaceable by end-user;

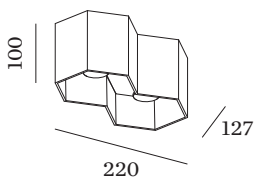

LUMINAIRE

Ceiling
Surface
Black Matt
RAL 9011 [a]
IP20
Interior
810 lm

LED MODULE

colour warm dimming
2000 - 3000 K
CRI ≥ 90
L70 / 50000h
≤ 3 SDCM (initial MacAdam)
1090 lm
90 lm/W [b]

OPTICAL

Medium (standard)
beam angle 21°
UGR ≤ 13
CIE flux code: 92 99 100 100 100
≥65° < 1500 cd/m²

ELECTRICAL

phase-cut dim
220 - 240 V
system 14.3 W
Class I

PHYSICAL

length 220 mm
width 127 mm
height 100 mm
1.13 kg

[a] Colour may deviate slightly due to production conditions
[b] Without electrical and optical losses

LIGHT DISTRIBUTION

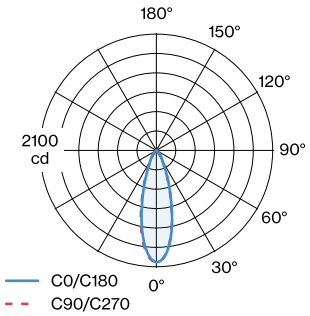

Maintenance Factor

Operating Time [h]	10.000	20.000	30.000	40.000	50.000
LLMF	0.95	0.91	0.86	0.82	0.77
LSF	1	1	1	1	1

MF	LMF × RSMF × LLMF × LSF
MF	Maintenance Factor
LMF[a]	Luminaire Maintenance Factor
RSMF[a]	Room Surface Maintenance Factor
LLMF	Lamp Lumens Maintenance Factor
LSF	Lamp Survival Factor

[a]According to "CIE 97, Maintenance of indoor electric lighting systems", 2005, ISBN 3-900-734-34-8. The values must be determined by the planner.

OPTICAL ACCESSORIES

SINGLE INNER COVER

TYPE	COLOUR	VOLTAGE	L·W·H (MM)	ITEM NUMBER
HEXO | max. 10W	Black		77.4·67·54	911031B1
HEXO | max. 10W	Gold		77.4·67·54	911031G1
HEXO | max. 10W	White		77.4·67·54	911031W1

['186658B9'] The technical data represent rated values for an ambient temperature of 25°C. The data values for the luminous flux are initially subject to a tolerance of +/- 10%, those for the electrical connected load are initially subject to a tolerance of +/- 10%, and those for the colour temperature are initially subject to a tolerance of +/- 150 K. No liability is assumed for typographical or printing errors. The general terms and conditions of Wever & Ducré BV apply.

© Wever & Ducré BV · Spinnerijstraat 99/21 · 8500 Kortrijk · Belgium · www.weverducre.com