



WEVER & DUCRÉ
LIGHTING

PIRRO

petit SURFACE 6.0

129854WM3

Project

Type

Notes

Quantity

Date

GENERAL

Ceiling, Surface

White Matt + Champagne

IP20

Interior

Output: 960 lm

CIE flux code: 98 100 100 100 100

LED

2700 K

CRI ≥ 90

L80 / 50000h

3 SDCM

OPTICAL

Medium, Beam angle 28°

ELECTRICAL

phase-cut dim

220 - 240 V

Total connected power 13.4 W

Class 1

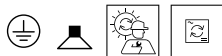

PHYSICAL

Length 164 mm

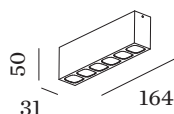
Width 31 mm

Height 50 mm

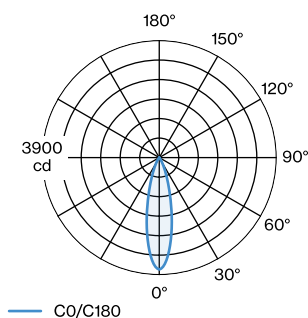
0.21 kg



Rectangular ceiling surface mounted downlight made from die-cast aluminium; surface White Matt + Champagne; with COB (Chip on Board) technology for maximum efficiency; phase-cut dim; light colour 2700 K; binning initial MacAdam ≤ 3 SDCM; CRI ≥ 90 ; beam angle 28°; degree of protection IP20; PC1; UGR ≤ 13 ; driver included; light source replaceable by an authorized professional; control gear replaceable by end-user;



LIGHT DISTRIBUTION





WEVER & DUCRÉ
LIGHTING


PIRRO

petit SURFACE 6.0

129854WM3

CONE DIAGRAM

medium 25°



| h (m) | E0° (lx) | ø (m) |
|-------|----------|-------|
| 1 | 3730 | 0.45 |
| 2 | 930 | 0.90 |
| 3 | 410 | 1.35 |
| 4 | 230 | 1.81 |
| 5 | 150 | 2.26 |