



WEVER & DUCRÉ
LIGHTING

PIRRO petit 4.0

129251WM5

Project

Type

Notes

Quantity

Date

GENERAL

Ceiling , Recessed

White Matt + Champagne

IP20

IC rated

Interior

Output: 670 lm

CIE flux code: 98 100 100 100 100

LED

3000 K

CRI ≥ 90

L80 / 50000h

3 SDCM

OPTICAL

Medium , Beam angle 28°

ELECTRICAL

excl. driver

24 V

LED Inset 7.6 W

Class 3

350 mA

PHYSICAL

Length 119 mm

Width 40 mm

Height 40 mm

0.1 kg

wire springs

CUTOUT

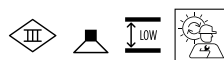
Length 116 mm

Width 33 mm

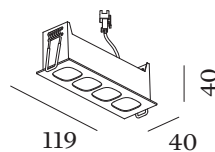
Min. ceiling thickness 4 mm

Max. ceiling thickness 25 mm

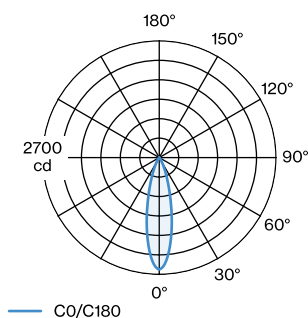
Recessed depth 60 mm



Rectangular ceiling recessed downlight made from die-cast aluminium; surface White Matt + Champagne; installation without tools using wire springs; suitable for ceiling thickness of 4-25 mm; recessed depth 60 mm; with COB (Chip on Board) technology for maximum efficiency; light colour 3000 K; binning initial MacAdam ≤ 3 SDCM; CRI ≥ 90 ; beam angle 28°; degree of protection IP20; PC3; IC rated; UGR ≤ 13 ; driver not included; light source replaceable by an authorized professional;



LIGHT DISTRIBUTION



PIRRO

petit 4.0

129251WM5

CONE DIAGRAM

medium 25°

h (m)	E0° (lx)	ø (m)
1	2590	0.45
2	650	0.90
3	290	1.35
4	160	1.81
5	100	2.26

ELECTRICAL

Driver

TYPE	L · W · H (MM)	VOLTAGE	ORDERCODE
10W 350mA phase-cut dim	102 · 38 · 21	12-28V	9 0 2 2 3 4 0 2
10W 350mA	115 · 41 · 25	13-26V	9 0 2 2 3 4 0 6