



WEVER & DUCRÉ  
LIGHTING

# PIRRO petit 2.0

129151WM3

## GENERAL

Ceiling , Recessed

White Matt + Champagne

IP20

IC rated

Interior

Output: 320 lm

CIE flux code: 98 100 100 100 100

## LED

2700 K

CRI  $\geq 90$

L80 / 50000h

3 SDCM

## OPTICAL

Medium , Beam angle 28°

## ELECTRICAL

excl. driver

12 V

LED Inset 3.8 W

Class 3

350 mA

## PHYSICAL

Length 66 mm

Width 40 mm

Height 40 mm

0.07 kg

wire springs

## CUTOUT

Length 64 mm

Width 33 mm

Min. ceiling thickness 4 mm

Max. ceiling thickness 25 mm

Recessed depth 60 mm

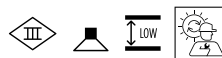

Project

Type

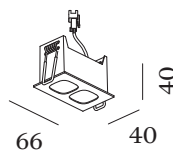
Notes

Quantity

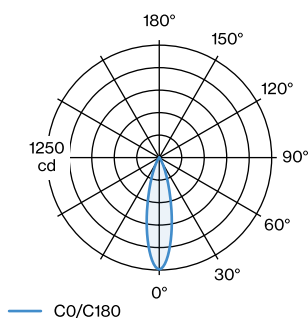
Date



Rectangular ceiling recessed downlight made from die-cast aluminium; surface White Matt + Champagne; installation without tools using wire springs; suitable for ceiling thickness of 4-25 mm; recessed depth 60 mm; with COB (Chip on Board) technology for maximum efficiency; light colour 2700 K; binning initial MacAdam  $\leq 3$  SDCM; CRI  $\geq 90$ ; beam angle 28°; degree of protection IP20; PC3; IC rated; UGR  $\leq 13$ ; driver not included; light source replaceable by an authorized professional;



## LIGHT DISTRIBUTION





WEVER & DUCRÉ  
LIGHTING

# PIRRO petit 2.0

129151WM3

## CONE DIAGRAM

medium 25°

h (m)	EO° (lx)	ø (m)
1	1240	0.45
2	310	0.90
3	140	1.35
4	80	1.81
5	50	2.26

## ELECTRICAL

### Driver

TYPE	L · W · H (MM)	ORDERCODE
4.5W   350 mA   8-12V   phase-cut dim   IP44	49·30·20	9 0 2 2 3 1 0 1