



WEVER & DUCRÉ
LIGHTING

PIRRO

petit SURFACE 12.0

129954E3

Project

Type

Notes

Quantity

Date

GENERAL

Ceiling , Surface

White Matt + Black Matt

IP20

Interior

Output: 1740 lm

CIE flux code: 98 100 100 100 100

LED

2700 K

CRI ≥ 90

L80 / 50000h

3 SDCM

OPTICAL

Medium , Beam angle 28°

ELECTRICAL

phase-cut dim

220 - 240 V

Total connected power 26.8 W

Class 1


PHYSICAL

Length 322 mm

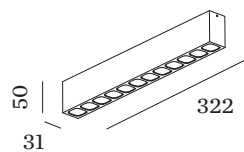
Width 31 mm

Height 50 mm

0.38 kg



Rectangular ceiling surface mounted downlight made from die-cast aluminium; surface White Matt + Black Matt; with COB (Chip on Board) technology for maximum efficiency; phase-cut dim; light colour 2700 K; binning initial MacAdam ≤ 3 SDCM; CRI ≥ 90 ; beam angle 28°; degree of protection IP20; PC1; UGR ≤ 13 ; VDU compatible workplace luminaire according to DIN EN 12464-1; luminance above 65° ≤ 3000 cd/m²; driver included; light source replaceable by an authorized professional; control gear replaceable by end-user;

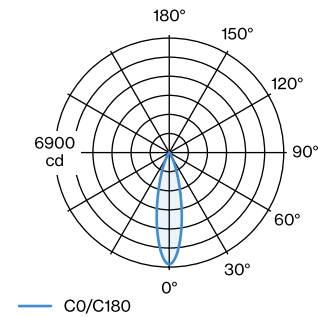


PIRRO

petit SURFACE 12.0

129954E3

LIGHT DISTRIBUTION



CONE DIAGRAM

medium 25°

h (m)	E0° (lx)	ø (m)
1	6740	0.45
2	1690	0.90
3	750	1.35
4	420	1.81
5	270	2.26