




PROJECT

TYPE

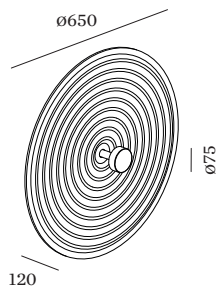
NOTES

QUANTITY

DATE



Wall surface luminaire integrated in an acoustic element made of high quality PET felt with sound absorbing properties; 100% recyclable; surface Felt White; No matching RAL; PCB 3-step binning; phase-cut dim; light colour 3000 K; ≤ 3 SDCM (initial MacAdam); CRI ≥ 90 ; indirect light distribution; 220 - 240 V; degree of protection IP20; Class 1; driver included;



LUMINAIRE

Wall
Surface
Felt White
No matching RAL
IP20
Interior
435 lm

LED Module

3000 K
CRI ≥ 90
L80 / 50000h
 ≤ 3 SDCM (initial MacAdam)
555 lm
92 lm/W^a

Optical

Indirect
CIE flux code: 16 41 69 50 100

Electrical

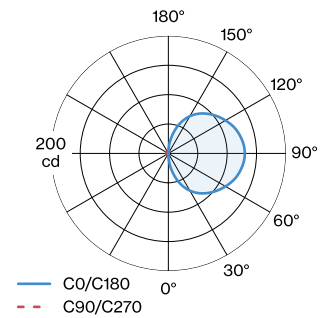
phase-cut dim
220 - 240 V
system 8.3 W
Class I

Physical

diameter 650 mm
height 120 mm
1.67 kg

^a Without electrical and optical losses

LIGHT DISTRIBUTION





Maintenance Factor

Operating Time [h]	10.000	20.000	30.000	40.000	50.000
LLMF	0.97	0.94	0.91	0.87	0.84
LSF	1	1	1	1	1

MF	$LMF \times RSMF \times LLMF \times LSF$	RSMF ^a	Room Surface Maintenance Factor
MF	Maintenance Factor	LLMF	Lamp Lumens Maintenance Factor
LMF ^a	Luminaire Maintenance Factor	LSF	Lamp Survival Factor

^aAccording to "CIE 97, Maintenance of indoor electric lighting systems", 2005, ISBN 3-900-734-34-8. The values must be determined by the planner.