



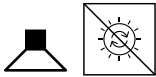

**PROJECT**

**TYPE**

**NOTES**

**QUANTITY**

**DATE**



Round ceiling recessed downlight made from die-cast aluminium; with trim; surface White Matt; powder coated, matt texture; RAL 9010; installation without tools using wire springs; suitable for ceiling thickness of 4-25 mm; recessed depth 68 mm; with COB (Chip on Board) technology for maximum efficiency; light colour 3000 K;  $\leq 2$  SDCM (initial MacAdam); CRI  $\geq 90$ ; beam angle 32°; degree of protection IP44; Class 3; driver not included; light source not replaceable;



**LUMINAIRE**

Ceiling  
Recessed  
White Matt  
RAL 9010 <sup>a</sup>  
front IP44  
back IP20  
Interior  
325 lm

**LED Module**

3000 K  
CRI  $\geq 90$   
L80 / 50000h  
 $\leq 2$  SDCM (initial MacAdam)

**Optical**

Medium (standard)  
beam angle 32°  
CIE flux code: 98 99 100 100 100

**Electrical**

excl. driver  
17 V  
Class III

**Physical**

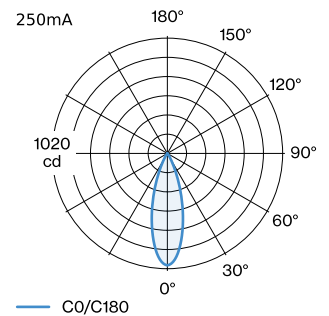
diameter 45 mm  
height 42 mm  
0.06 kg  
wire springs

**Cutout**

diameter 40-41 mm  
min. ceiling thickness 4 mm  
max. ceiling thickness 25 mm  
recessed depth 68 mm

<sup>a</sup> Colour may deviate slightly due to production conditions

**LIGHT DISTRIBUTION**





## CONE DIAGRAM

medium (standard) 350mA

h (m)	E0° (lx)	ø (m)
1	990	0.56
2	248	1.13
3	110	1.69
4	62	2.26
5	40	2.82

## Maintenance Factor

Operating Time [h]	10.000	20.000	30.000	40.000	50.000
LLMF	0.97	0.95	0.92	0.89	0.86
LSF	1	1	1	1	1

MF LMF × RSMF × LLMF × LSF

MF Maintenance Factor

LMF<sup>a</sup> Luminaire Maintenance Factor

RSMF<sup>a</sup> Room Surface Maintenance Factor

LLMF Lamp Lumens Maintenance Factor

LSF Lamp Survival Factor

<sup>a</sup>According to "CIE 97, Maintenance of indoor electric lighting systems", 2005, ISBN 3-900-734-34-8. The values must be determined by the planner.

## ELECTRICAL ACCESSORIES

### Driver

Type	Colour	Voltage	L·W·H (MM)	Item number
5W   250mA   9-21V   phase-cut dim		9-21V	69·34·22	90226201
7.2W   250mA   16-29V   phase-cut dim		16-29V	122·41·23	90226401
13W   250mA   2.5-52V   DALI-2		2.5-52V	144·33·21	90246501
10W   250mA   6-40V   DALI		6-40V	124·31·21	90249402