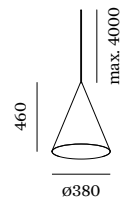




# DINOR

CEILING SUSPENDED



## 1.0

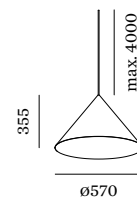
LED PCB 12W | phase-cut dim  
220-240VAC | 50-60Hz  
aluminium wet painted

IP20 SDCM3 L80|60K 0.90kg

1800-2850K | >90 CRI | 525lm

	CODE
	255188GW9
	255188BG9
	255188BB9

add your base from the right column  
all luminaires are standard with black cable | white cable on request



## 2.0

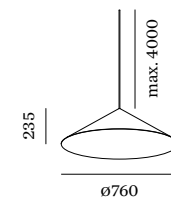
LED PCB 12W | phase-cut dim  
220-240VAC | 50-60Hz  
aluminium wet painted

IP20 SDCM3 L80|60K 1.30kg

1800-2850K | >90 CRI | 525lm

	CODE
	255288GW9
	255288BG9
	255288BB9

add your base from the right column



## 3.0

LED PCB 12W | phase-cut dim  
220-240VAC | 50-60Hz  
aluminium wet painted

IP20 SDCM3 L80|60K 2.30kg

1800-2850K | >90 CRI | 525lm

	CODE
	255388GW9
	255388BG9
	255388BB9

add your base from the right column

## CHOOSE YOUR BASE

### A | Single base

	CODE
	90052022
	90052021

### B | Semi recessed single base

	CODE
	90052026
	90052027

### C | Invisible single base

	CODE
plasterkit   system	
	90015196
	90015195

more information on page 321