

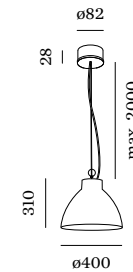


BISHOP

CEILING SUSPENDED



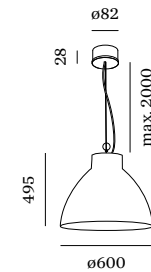
reddot award 2015
honourable mention



4.0

A60/G95 max. 25W | E27
220-240VAC | 50-60Hz
composite | wet painted

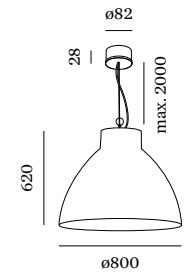
⊕ IP20 1.08kg



6.0

A60/G95 max. 25W | E27
220-240VAC | 50-60Hz
composite | wet painted

⊕ IP20 2.62kg



8.0

A60/G95 max. 25W | E27
220-240VAC | 50-60Hz
composite | wet painted

⊕ IP20 5.70kg

	CODE
	2184E0W0
	2184E0R0
	2184E0D0
	2184E0K0

6m suspension on request

	CODE
	2186E0W0
	2186E0R0
	2186E0D0
	2186E0K0

6m suspension on request

	CODE
	2188E0W0
	2188E0R0
	2188E0D0
	2188E0K0

6m suspension on request



custom shade and suspension
set colour combination upon request

OPTIONAL

G95 5.4W | E27 | phase-cut dim
2200K | 380lm
CODE 9003E111

G95 11.2W | E27 | phase-cut dim
2700K | 1100lm
CODE 9003E154

more options and specs on page 744

OPTIONAL

G95 5.4W | E27 | phase-cut dim
2200K | 380lm
CODE 9003E111

G95 11.2W | E27 | phase-cut dim
2700K | 1100lm
CODE 9003E154

more options and specs on page 744

OPTIONAL

G95 5.4W | E27 | phase-cut dim
2200K | 380lm
CODE 9003E111

G95 11.2W | E27 | phase-cut dim
2700K | 1100lm
CODE 9003E154

more options and specs on page 744